


BISTAR

TP6H72M
TP6H72M(H) **144 HALF-CELL**

390 - 410W

half-cut mono perc



KEY FEATURES



Half-cut cell technology

New circuit design, lower internal current, lower Rs loss



Significantly lower the risk of hot spot

Special circuit design with much lower hot spot temperature



Lower LCOE

2% more power generation, lower LCOE



Anti
PID

Excellent Anti-PID performance

2 times of industry standard Anti-PID test by TUV SUD



IP68 junction box

High waterproof level

SYSTEM & PRODUCT CERTIFICATES

- IEC 61215 / IEC 61730 / UL 1703
- ISO 9001: 2015 Quality Management System
- ISO 14001: 2015 Environment Management System
- ISO 45001: 2018 Occupational Health and Safety Management Systems

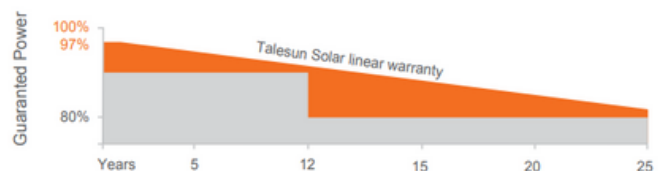


PERFORMANCE WARRANTY



Linear Performance Warranty

Standard Performance Warranty



ELECTRICAL PARAMETERS

Performance at STC (Power Tolerance 0 ~ +3%)

Maximum Power (Pmax/W)	390	395	400	405	410
Operating Voltage (Vmpp/V)	40.0	40.3	40.5	40.7	40.9
Operating Current (Impp/A)	9.70	9.81	9.88	9.96	10.03
Open-Circuit Voltage (Voc/V)	48.7	49.0	49.2	49.3	49.5
Short-Circuit Current (Isc/A)	10.35	10.41	10.48	10.56	10.63
Module Efficiency η (%)	19.4	19.6	19.9	20.1	20.4

Performance at NMOT

Maximum Power (Pmax/W)	290	294	298	302	305
Operating Voltage (Vmpp/V)	37.1	37.4	37.6	37.7	37.9
Operating Current (Impp/A)	7.93	7.88	7.94	8.01	8.07
Open-Circuit Voltage (Voc/V)	45.4	45.6	45.8	45.9	46.1
Short-Circuit Current (Isc/A)	8.35	8.40	8.46	8.52	8.58

STC: Irradiance 1000W/m², Cell Temperature 25°C, Air Mass AM1.5

NMOT: Irradiance at 800W/m², Ambient Temperature 20°C, Air Mass AM1.5, Wind Speed 1m/s

MECHANICAL SPECIFICATION

Cell Type	Monocrystalline
Cell Dimensions	158.75*158.75mm
Cell Arrangement	144 (6*24)
Weight	22.5kg (49.06lbs)
Module Dimensions	2008*1002*35mm (79.06*39.45*1.38inches)
Cable Length	Portrait 300mm/Landscape 1200mm/Customized
Cable Cross Section Size	TUV: 4mm ² (0.006inches ²) /UL: 12AWG
Front Glass	3.2mm (0.13inches) AR Coating Tempered Glass
No. of Bypass Diodes	3/6
Packing Configuration (1)	31pcs/carton, 682pcs/40hq
Packing Configuration (for USA)	31+4pcs/c arton, 726pcs/40hq
Frame	Anodized Aluminium Alloy
Junction Box	IP68

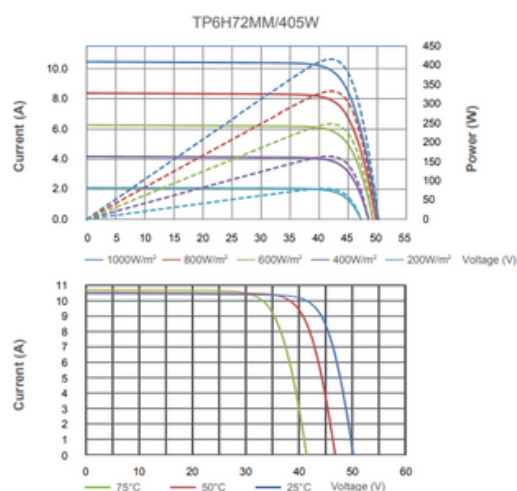
OPERATING CONDITIONS

Maximum System Voltage	1000V/1500V/DC(IEC)
Operating Temperature	-40°C ~ +85°C
Maximum Series Fuse	20A
Static Loading	Snow Loading: 5400Pa/ Wind Loading: 2400Pa
Conductivity at Ground	$\leq 0.1\Omega$
Safety Class	II
Resistance	$\geq 100M\Omega$
Connector	T01/LJQ-3-CSY/MC4/EV02

TEMPERATURE COEFFICIENT

Temperature Coefficient Pmax	-0.36%/°C
Temperature Coefficient Voc	-0.26%/°C
Temperature Coefficient Isc	+0.043%/°C
NMOT	43 \pm 2°C

I-V CURVE



TECHNICAL DRAWINGS

