




BIPRO

TP6G60M
TP6G60M(H) **120 HALF-CELL**

395 - 415W

bifacial transparent single glass
9BB half-cut mono perc



KEY FEATURES



9BB half-cut cell technology

New circuit design, lower internal current, lower Rs loss



Industry leading high yield

Bifacial PERC cell technology,
5%-25% more yield depends on different conditions



Excellent Anti-PID performance

2 times of industry standard Anti-PID test by TUV SUD



Wider application

No water-permeability and high wear-resistance,
can be widely used in high-humid, windy and dusty area



IP68 junction box

High waterproof level

SYSTEM & PRODUCT CERTIFICATES

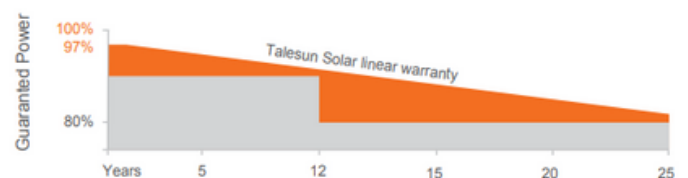
- IEC 61215 / IEC 61730 / UL 1703
- ISO 9001: 2015 Quality Management System
- ISO 14001: 2015 Environment Management System
- ISO 45001: 2018 Occupational Health and Safety Management Systems



PERFORMANCE WARRANTY



Linear Performance Warranty
Standard Performance Warranty



ELECTRICAL PARAMETERS

Performance at STC (Power Tolerance 0 ~ +3%)

Maximum Power (Pmax/W)	325	330	335	340	345
Operating Voltage (Vmpp/V)	34.4	34.7	35.0	35.3	35.6
Operating Current (Impp/A)	9.45	9.51	9.57	9.63	9.69
Open-Circuit Voltage (Voc/V)	40.7	40.9	41.1	41.3	41.6
Short-Circuit Current (Isc/A)	9.95	10.01	10.07	10.13	10.2
Module Efficiency η_m (%)	18.9	19.2	19.5	19.8	20.0

Performance at NMOT

Maximum Power (Pmax/W)	242	246	249	253	256
Operating Voltage (Vmpp/V)	32.0	32.3	32.5	32.7	33.0
Operating Current (Impp/A)	7.58	7.63	7.68	7.73	7.78
Open-Circuit Voltage (Voc/V)	38.1	38.2	38.4	38.6	38.9
Short-Circuit Current (Isc/A)	8.02	8.07	8.12	8.17	8.23

STC: Irradiance 1000W/m², Cell Temperature 25°C, Air Mass AM1.5

NMOT: Irradiance at 800W/m², Ambient Temperature 20°C, Air Mass AM1.5, Wind Speed 1m/s

Electrical characteristics with different rear side power gain (refer to 340W front)

Pmax gain	Pmax/W	Vmpp/V	Impp/A	Voc/V	Isc/A
5%	357	35.3	10.10	41.3	10.60
10%	375	35.3	10.60	41.3	11.10
15%	391	35.3	11.10	41.3	11.60
20%	408	35.3	11.60	41.3	12.20
25%	405	35.3	12.00	41.3	12.70

MECHANICAL SPECIFICATION

Cell Type	Monocrystalline
Cell Dimensions	158.75*158.75mm
Cell Arrangement	120 (6*20)
Weight	19kg (41.89lbs)
Module Dimensions	1704*1008*35mm (67.08*39.68*1.38inches)
Cable Length	Portrait 300mm/Landscape 1200mm/Customized
Cable Cross Section Size	TUV: 4mm ² (0.006inches ²) /UL: 12AWG
Front Glass	3.2mm (0.13inches) AR Coating Tempered Glass
No. of Bypass Diodes	3/6
Packing Configuration (1)	31pcs/carton, 806pcs/40hq
Packing Configuration (for USA)	31+3pcs/carton, 845pcs/40hq
Frame	Anodized Aluminium Alloy
Junction Box	IP68

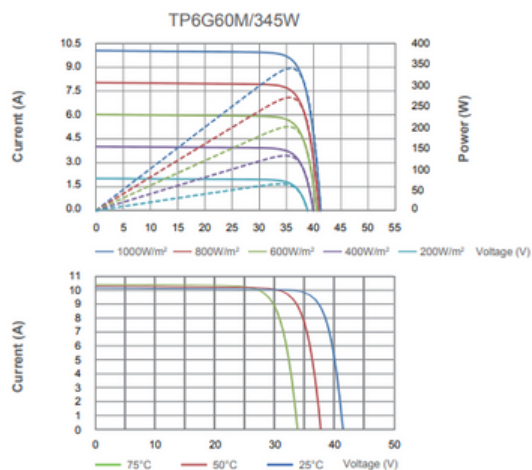
OPERATING CONDITIONS

Maximum System Voltage	1000V/1500V/DC(IEC)
Operating Temperature	-40°C ~ +85°C
Maximum Series Fuse	20A
Static Loading	Snow Loading: 5400Pa/ Wind Loading: 2400Pa
Conductivity at Ground	≤0.1Ω
Safety Class	II
Resistance	≥100MΩ
Connector	T01/LJQ-3-CSY/MC4/MC4-EVO2
Backside Output Ratio*	70%+(+5% ~ -10%)
Under STC: Backside Output Ratio = Pmax(rear) / Pmax(front)	

TEMPERATURE COEFFICIENT

Temperature Coefficient Pmax	-0.36%/°C
Temperature Coefficient Voc	-0.26%/°C
Temperature Coefficient Isc	+0.043%/°C
NMOT	43±2°C

I-V CURVE



TECHNICAL DRAWINGS

