


465W MBB Bifacial Mono PERC Half-Cell Double Glass Module

JAM72D20 440-465/MB Series



Introduction

Assembled with MBB bifacial PERCIUM cells and half cell configuration, these double glass modules have the capability of converting the incident light from the rear side together with the front side into electricity, providing higher output power, lower temperature coefficient, less shading loss, as well as enhanced tolerance for mechanical loading.



Higher output power



Lower temperature coefficient



Less shading effect

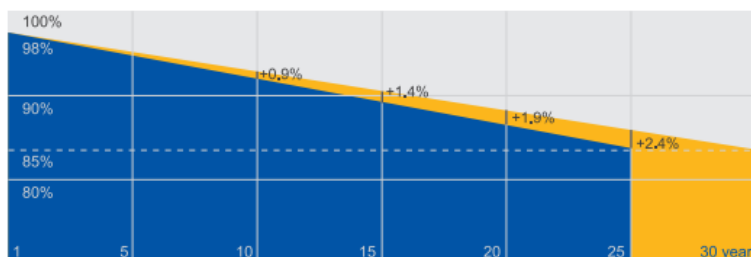


More reliable, more stable power generation

Superior Warranty

- 12-year product warranty
- 30-year linear power output warranty

0.45% Annual Degradation
Over 30 years



■ Additional Value From 30-Year Warranty ■ JA Standard

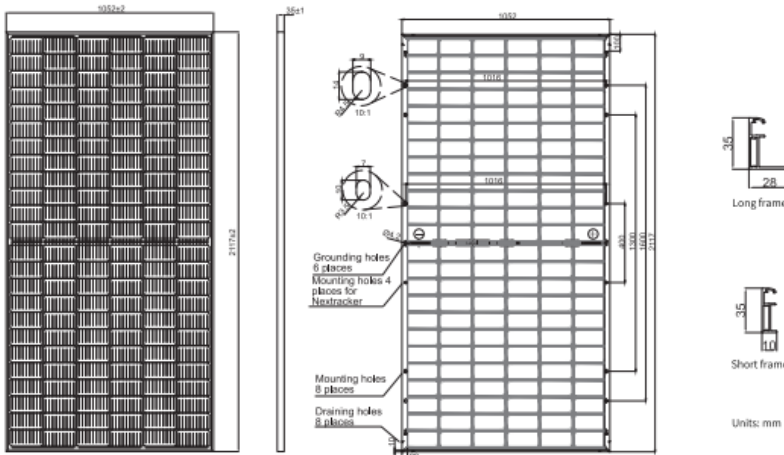
Comprehensive Certificates

- IEC 61215, IEC 61730, UL 61215, UL 61730
- ISO 9001: 2015 Quality management systems
- ISO 14001: 2015 Environmental management systems
- OHSAS 45001: 2018 Occupational health and safety management systems
- IEC TS 62941: 2016 Terrestrial photovoltaic (PV) modules - Guidelines for increased confidence in PV module design qualification and type approval



JAM72D20 440-465/MB Series

Mechanical Diagrams



Remark: Customized frame color and cable length available upon request

Specifications

Cell	Mono
Weight	27.3kg±3%
Dimensions	2117±2mmx1052±2mmx35±1mm
Cable Cross Section Size	4mm ² , (IEC), 12 AWG (UL)
No. of cell	144(6x24)
Junction Box	IP68, 3 diodes
Connector	QC 4.10-35
Cable Length (Including Connector)	Portrait:300mm(+)/400mm(-); Landscape:1200mm(+)/1200mm(-)
Packaging Cofiguration	30 Per Pallet, 600pcs/40ft Container
Front Glass/Back Glass	2.0mm/2.0mm

ELECTRICAL PARAMETERS AT STC

TYPE	JAM72D20 -440/MB	JAM72D20 -445/MB	JAM72D20 -450/MB	JAM72D20 -455/MB	JAM72D20 -460/MB	JAM72D20 -465/MB
Rated Maximum Power -Pmp (W)	440	445	450	455	460	465
Open Circuit Voltage -Voc (V)	49.30	49.45	49.61	49.75	49.91	50.05
Maximum Power Voltage -Vmp (V)	40.60	40.91	41.21	41.52	41.79	42.09
Short Circuit Current -Isc (A)	11.33	11.38	11.42	11.46	11.50	11.55
Maximum Power Current -Imp (A)	10.84	10.88	10.92	10.96	11.01	11.05
Module Efficiency (%)	19.8	20.0	20.2	20.4	20.7	20.9
Power Tolerance				0~+5W		
Isc Temperature Coefficient				+0.044%/°C		
Voc Temperature Coefficient				-0.272%/°C		
Pmax Temperature Coefficient				-0.354%/°C		
STC						

Irradiance 1000W/m², cell temperature 25°C, AM1.5G

Remark: Electrical data in this catalog do not refer to a single module and they are not part of the offer. They only serve for comparison among different module types.

ELECTRICAL CHARACTERISTICS WITH 10% SOLAR IRRADIATION RATIO

TYPE	JAM72D20 -440/MB	JAM72D20 -445/MB	JAM72D20 -450/MB	JAM72D20 -455/MB	JAM72D20 -460/MB	JAM72D20 -465/MB
Rated Max Power(Pmax) [W]	471	476	482	487	492	498
Open Circuit Voltage(Voc) [V]	49.40	49.55	49.71	49.85	50.01	50.15
Max Power Voltage(Vmp) [V]	40.59	40.90	41.21	41.51	41.78	42.08
Short Circuit Current(Isc) [A]	12.12	12.18	12.22	12.26	12.31	12.36
Max Power Current(Imp) [A]	11.60	11.64	11.68	11.73	11.78	11.82
Irradiation Ratio			10%			

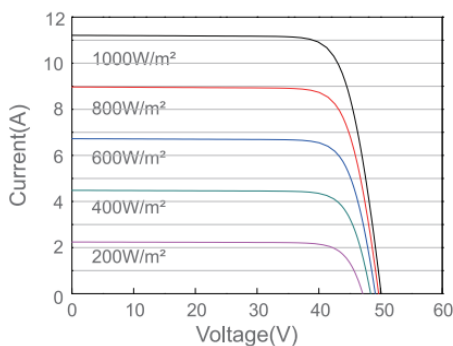
*For NexTracker installations static loading performance: Front-load measures 2400Pa while back load measures 2400Pa.
**Bifaciality=Pmax,rear/Rated Pmax,front

OPERATING CONDITIONS

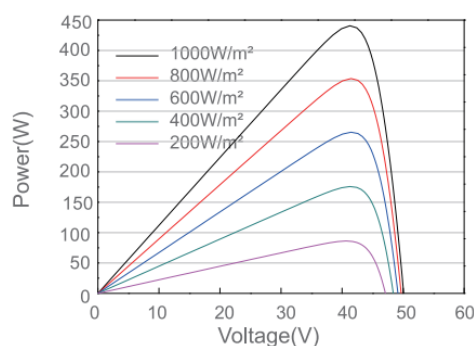
Maximum System Voltage	1500V DC
Operating Temperature	-40°C~+85°C
Maximum Series Fuse	25A
Maximum Static Load, Front	5400Pa
Maximum Static Load, Back	2400Pa
NOCT	45±2°C
Bifaciality*	70%±10%
Fire Performance	UL Type 29

CHARACTERISTICS

Current-Voltage Curve JAM72D20-440/MB



Power-Voltage Curve JAM72D20-440/MB



Current-Voltage Curve JAM72D20-440/MB

