

## 550W MBB

### Bifacial Mono PERC

# Half-Cell Double Glass Module

## JAM72D30 525-550/MB Series

### Introduction

Assembled with MBB bifacial PERCIUM cells and half cell configuration, these double glass modules have the capability of converting the incident light from the rear side together with the front side into electricity, providing higher output power, lower temperature coefficient, less shading loss, as well as enhanced tolerance for mechanical loading.



Higher output power



Lower temperature coefficient



Less shading effect

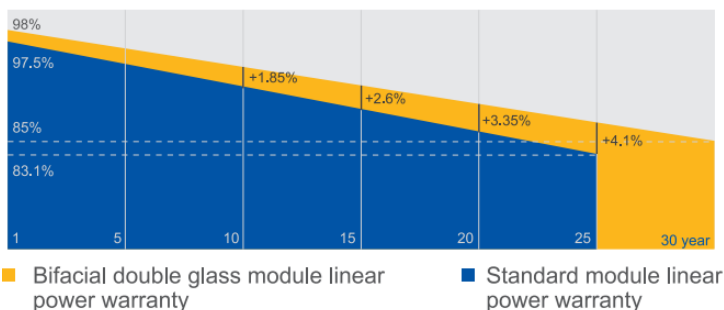


More reliable, more stable power generation

## Superior Warranty

- 12-year product warranty
- 30-year linear power output warranty

0.45% Annual Degradation  
Over 30 years



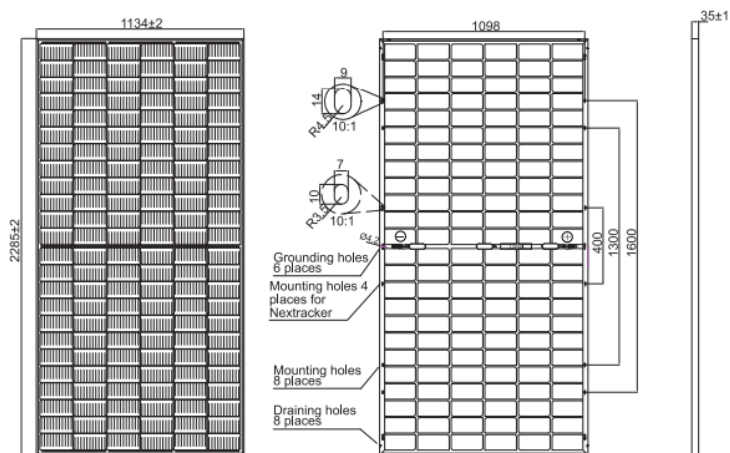
## Comprehensive Certificates

- IEC 61215, IEC 61730, UL 61215, UL 61730
- ISO 9001: 2015 Quality management systems
- ISO 14001: 2015 Environmental management systems
- OHSAS 45001: 2018 Occupational health and safety management systems
- IEC TS 62941: 2016 Terrestrial photovoltaic (PV) modules - Guidelines for increased confidence in PV module design qualification and type approval



# JAM72D30 525-550/MB Series

## Mechanical Diagrams



Remark: Customized frame color and cable length available upon request

## Specifications

Cell	Mono
Weight	31.6kg±3%
Dimensions	2285±2mmx1134±2mmx35±1mm
Cable Cross Section Size	4mm <sup>2</sup> , (IEC), 12 AWG (UL)
No. of cell	144(6x24)
Junction Box	IP68, 3 diodes
Connector	QC 4.10-35
Cable Length (Including Connector)	Portrait:300mm(+)/400mm(-); Landscape:1300mm(+)/1300mm(-)
Packaging Cofiguration	31 Per Pallet, 620pcs/40ft Container
Front Glass/Back Glass	2.0mm/2.0mm

## ELECTRICAL PARAMETERS AT STC

TYPE	JAM72D30 -525/MB	JAM72D30 -530/MB	JAM72D30 -535/MB	JAM72D30 -540/MB	JAM72D30 -545/MB	JAM72D30 -550/MB
Rated Maximum Power -Pmp (W)	525	530	535	540	545	550
Open Circuit Voltage -Voc (V)	49.15	49.30	49.45	49.60	49.75	49.90
Maximum Power Voltage -Vmp (V)	41.15	41.31	41.47	41.64	41.80	41.96
Short Circuit Current -Isc (A)	13.65	13.72	13.79	13.86	13.93	14.00
Maximum Power Current -Imp (A)	12.76	12.83	12.90	12.97	13.04	13.11
Module Efficiency (%)	20.3	20.5	20.6	20.8	21.0	21.2
Power Tolerance	0~+5W					
Isc Temperature Coefficient	+0.045%/°C					
Voc Temperature Coefficient	-0.275%/°C					
Pmax Temperature Coefficient	-0.350%/°C					
STC	Irradiance 1000W/m <sup>2</sup> , cell temperature 25°C, AM1.5G					

Remark: Electrical data in this catalog do not refer to a single module and they are not part of the offer. They only serve for comparison among different module types.

## ELECTRICAL CHARACTERISTICS WITH DIFFERENT POWER RANGES (REFERENCE TO 10% SOLAR ILLUMINANCE RATIO)

TYPE	JAM72D30 -525/MB	JAM72D30 -530/MB	JAM72D30 -535/MB	JAM72D30 -540/MB	JAM72D30 -545/MB	JAM72D30 -550/MB	Maximum System Voltage	1500V DC
Rated Max Power(Pmax) [W]	562	567	572	578	583	589	Operating Temperature	-40°C~+85°C
Open Circuit Voltage(Voc) [V]	49.54	49.67	49.80	49.93	50.03	50.21	Maximum Series Fuse	30A
Max Power Voltage(Vmp) [V]	41.53	41.77	41.99	42.24	42.43	42.67	Maximum Static Load, Front	5400Pa
Short Circuit Current(Isc) [A]	14.34	14.39	14.45	14.50	14.56	14.63	Maximum Static Load, Back	2400Pa
Max Power Current(Imp) [A]	13.52	13.58	13.63	13.69	13.74	13.79	NOCT	45±2°C
							Bifaciality*	70%±10%
							Fire Performance	UL Type 29

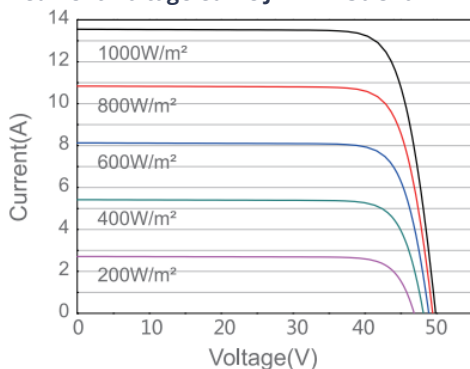
\*For NexTracker installations static loading performance: Front-load measures 2400Pa while back load measures 2400Pa.

\*\*Bifaciality=Pmax,rear/Rated Pmax,front

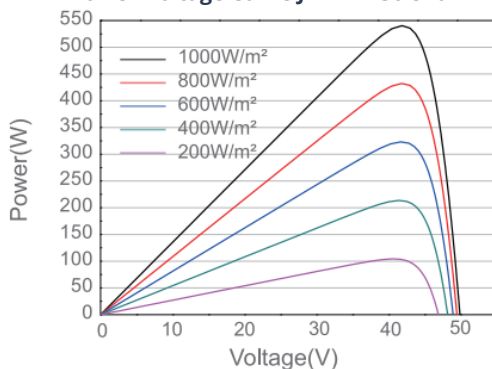
## OPERATING CONDITIONS

## CHARACTERISTICS

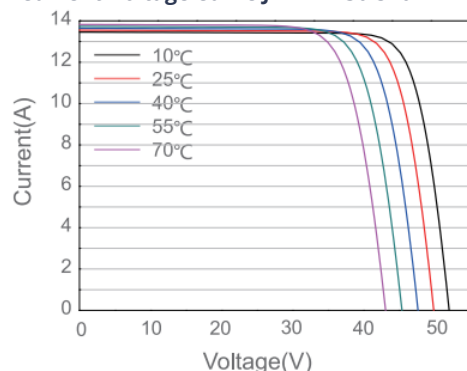
Current-Voltage Curve JAM72D30-540/MB



Power-Voltage Curve JAM72D30-540/MB



Current-Voltage Curve JAM72D30-540/MB



**JOG**  
International Ltd.

**JA SOLAR**

Address:  
Unit 2301, Bayfield Building, 99 Hennessy Rd,  
Wanchai, Hong Kong

Tel: +852 5803 4267  
Email: [info@joginternational.com](mailto:info@joginternational.com)  
Website: [www.joginternational.com](http://www.joginternational.com)