

THE

DUOMAX TWIN

BIFACIAL DUAL GLASS 72-LAYOUT MODULE



72 LAYOUT
MONOCRYSTALLINE MODULE

350-370W
POWER OUTPUT RANGE

18.9%
MAXIMUM EFFICIENCY

0~+5W
POSITIVE POWER TOLERANCE

PRODUCTS	COLOR OF FRAME	POWER RANGE
TSM-DEG14C.20(II)	SILVER	350-370W



High power output

- Increased total power output through generation from the front and backside
- Backside power gain up to 25%, depending on installation albedo*
- Unique J-box design and installation method to avoid shading on the backside



Low LCOE

- Maximize limited space, savings in BOS, and labor cost
- Higher power generation from same installation footprint as standard modules



Wide application

- Deployable for ground-mounted utility, greenhouse, and agricultural projects
- Special application like sound barriers on expressways
- Compatible with major tracker systems



Environmental conditions

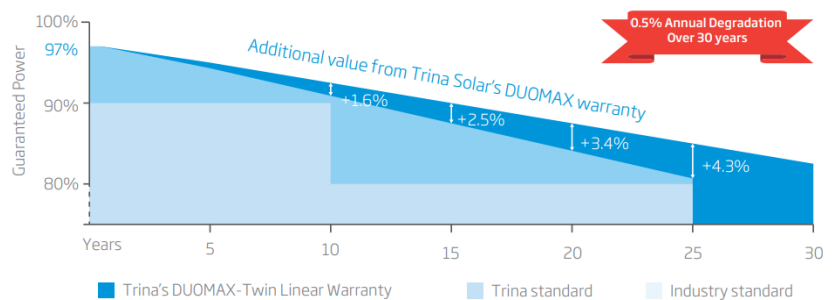
- Module coating resistant to sand, acid, and alkali
- 30 year linear warranty, 0.5% annual degradation

Comprehensive Products and System Certificates

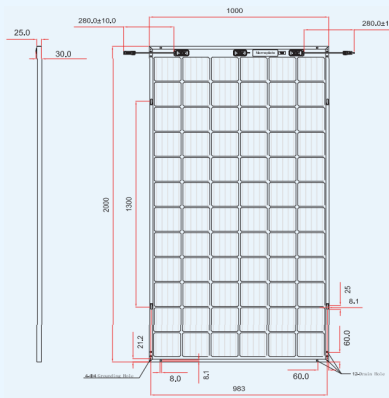
IEC61215/IEC61730/UL1703/IEC61701/IEC62716
 ISO 9001: Quality Management System ISO
 14001: Environmental Management System
 ISO14064: Greenhouse gases Emissions Verification
 OHSAS 18001: Occupation Health and Safety
 Management System



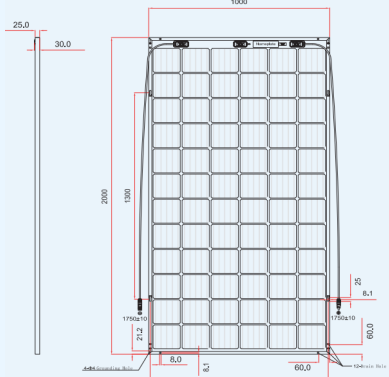
Trina Solar's DUOMAX-Twin Linear Performance Warranty



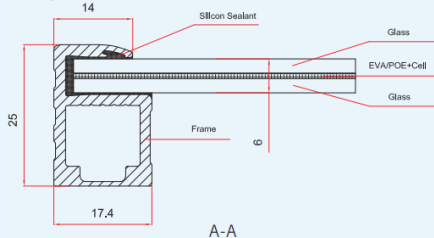
DIMENSIONS OF PV MODULE(mm)



Back View (Portrait)

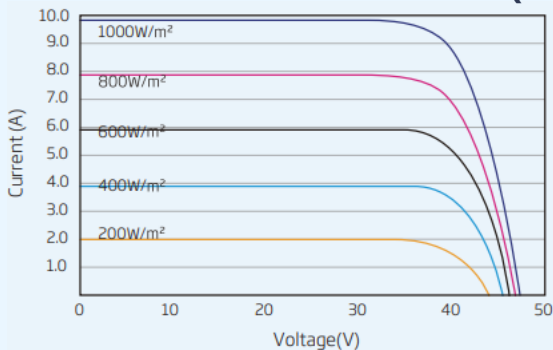


Back View (Landscape)

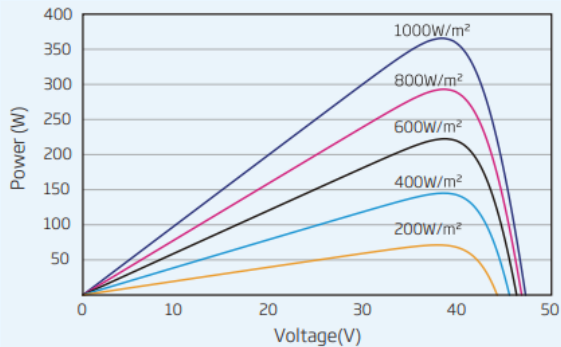


A-A

I-V CURVES OF PV MODULE(370W)



P-V CURVES OF PV MODULE(370W)



ELECTRICAL DATA (STC)

Peak Power Watts-PMAX (Wp)*	350	355	360	365	370
Power Output Tolerance-PMAX (W)	0 ~ +5				
Maximum Power Voltage-VMPP (V)	39.0	39.2	39.5	39.7	39.8
Maximum Power Current-IMPP (A)	8.97	9.05	9.13	9.21	9.29
Open Circuit Voltage-VOC (V)	47.5	47.7	47.9	48.1	48.3
Short Circuit Current-ISC (A)	9.58	9.65	9.72	9.79	9.86
Module Efficiency η_m (%)	17.5	17.8	18.0	18.3	18.5

STC: Irradiance 1000W/m², Cell Temperature 25°C, Air Mass AM1.5. *Measurement tolerance: ±3%.

BI-FACIAL OUTPUT - Backside Power Gain

10%	Power Output(W)	385	391	396	402	407
	Module Efficiency(%)	19.2	19.5	19.8	20.1	20.3
15%	Power Output(W)	403	408	414	420	425
	Module Efficiency(%)	20.1	20.4	20.7	21.0	21.2
25%	Power Output(W)	438	444	450	456	462
	Module Efficiency(%)	21.9	22.2	22.5	22.8	23.1

ELECTRICAL DATA (NOCT)

Maximum Power-PMAX (Wp)	259	263	267	270	274
Maximum Power Voltage-VMPP (V)	36.2	36.4	36.6	36.7	36.9
Maximum Power Current-IMPP (A)	7.17	7.23	7.30	7.36	7.42
Open Circuit Voltage-VOC (V)	44.8	45.0	45.2	45.4	45.6
Short Circuit Current-ISC (A)	7.74	7.80	7.85	7.91	7.97

NOCT: Irradiance at 800W/m², Ambient Temperature 20°C, Wind Speed 1m/s.

MECHANICAL DATA

Solar Cells	Monocrystalline 156.75 × 156.75 mm (6 inches)
Cell Orientation	72 cells (6 × 12)
Module Dimensions	2000 × 1000 × 25 mm (78.74×39.37×0.98 inches)
Weight	31.0kg (68.2 lb)
Glass	2.5 mm (0.10 inches), High Transmission AR Coated Heat Strengthened Glass
Encapsulant Material	POE/EVA (Transparent)
Back Glass	2.5 mm (0.10 inches), white grid coated Heat Strengthened Glass
Frame	25mm(0.98 inches) Anodized Aluminium Alloy
J-Box	IP 68 rated
Cables	Photovoltaic Technology Cable 4.0mm ² (0.006 inches ²), Portrait: 280/280 mm(11.02 /11.02 inches) Landscape: 1750/1750 mm(68.89 /68.89 inches)
Connector	MC4 EVO2 / TS4

TEMPERATURE RATINGS

NOCT	44°C (±2°C)
Temperature Coefficient of PMAX	- 0.39%/°C
Temperature Coefficient of VOC	- 0.29%/°C
Temperature Coefficient of ISC	0.05%/°C

MAXIMUM RATINGS

Operational Temperature	-40~+85°C
Maximum System Voltage	1500V DC (IEC) 1500V DC (UL)
Max Series Fuse Rating	20A

WARRANTY

10 year Product Workmanship Warranty
30 year Linear Power Warranty

PACKAGING CONFIGURATION

Modules per box: 38 pieces
Modules per 40' container: 760 pieces