




CIPRO

TP6H60M
TP6H60M(H) **120 HALF-CELL**

315 - 335W

half-cut cast mono



KEY FEATURES



Half-cut cell technology

New circuit design, lower internal current, lower Rs loss



Significantly lower the risk of hot spot

Special circuit design with much lower hot spot temperature



Lower LCOE

2% more power generation, lower LCOE



Excellent Anti-PID performance

2 times of industry standard Anti-PID test by TUV SUD



IP68 junction box

High waterproof level

SYSTEM and PRODUCT CERTIFICATES

- IEC 61215 / IEC 61730 / UL 1703
- ISO 9001: 2015 Quality Management System
- ISO 14001: 2015 Environment Management System
- ISO 45001: 2018 Occupational Health and Safety Management Systems



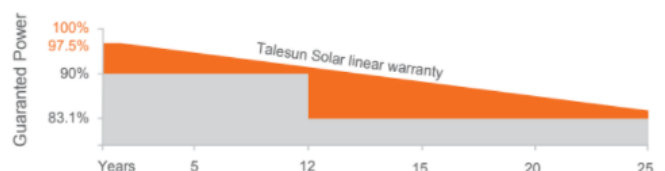
PERFORMANCE WARRANTY

12 years
Quality assurance

25 years
Power output guarantee

Linear Performance Warranty

Standard Performance Warranty



ELECTRICAL PARAMETERS

Performance at STC (Power Tolerance 0 ~ +3%)

Maximum Power (Pmax/W)	315	320	325	330	335
Operating Voltage (Vmpp/V)	33.2	33.5	33.8	34.2	34.6
Operating Current (Impp/A)	9.49	9.56	9.62	9.66	9.69
Open-Circuit Voltage (Voc/V)	39.9	40.1	40.3	40.5	40.7
Short-Circuit Current (Isc/A)	10.09	10.16	10.22	10.26	10.29
Module Efficiency η_m (%)	18.7	19.0	19.3	19.6	19.9

Performance at NMOT

Maximum Power (Pmax/W)	234.7	238.3	241.8	245.6	248.8
Operating Voltage (Vmpp/V)	30.6	30.9	31.2	31.5	31.8
Operating Current (Impp/A)	7.66	7.71	7.76	7.80	7.83
Open-Circuit Voltage (Voc/V)	37.2	37.3	37.5	37.7	37.8
Short-Circuit Current (Isc/A)	8.14	8.20	8.25	8.28	8.31

STC: Irradiance 1000W/m², Cell Temperature 25°C, Air Mass AM1.5

NMOT: Irradiance at 800W/m², Ambient Temperature 20°C, Air Mass AM1.5, Wind Speed 1m/s

MECHANICAL SPECIFICATION

Cell Type	Cast Mono-Crystalline Silicon (5Busbar)
Cell Dimensions	158.75*158.75mm
Cell Arrangement	120 (6*20)
Weight	20.7kg (45.64lbs)
Module Dimensions	1684*1002*35mm (66.30*39.45*1.38inches)
Cable Length(portrait)	(+)300mm (11.81inches) / (-)300mm (11.81inches)
Cable Length(landscape)	(+)1200mm (47.24inches) / (-)1200mm (47.24inches)
Cable Cross Section Size	4mm ² (0.006inches ²)
Front Glass	3.2mm High Transmission, Tempered Glass
No. of Bypass Diodes	3/6
Packing Configuration (1)	31pcs/carton, 806pcs/40hq
Packing Configuration (2)	31+4pcs/carton, 858pcs/40hq
Frame	Anodized Aluminium Alloy
Junction Box	IP68

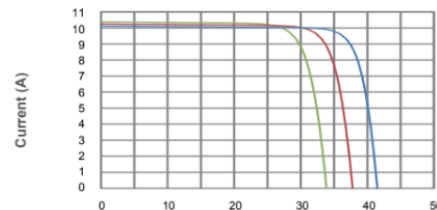
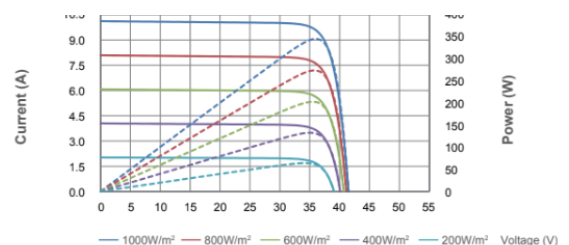
OPERATING CONDITIONS

Maximum System Voltage	1000V/1500V/DC(IEC)
Operating Temperature	-40°C ~ +85°C
Maximum Series Fuse	20A
Static Loading	5400pa
Conductivity at Ground	≤0.1 Ω
Safety Class	II
Resistance	≥100M Ω
Connector	MC4 Compatible

TEMPERATURE COEFFICIENT

Temperature Coefficient Pmax	-0.36%/°C
Temperature Coefficient Voc	-0.26%/°C
Temperature Coefficient Isc	+0.043%/°C
NMOT	43±2°C

I-V CURVE



TECHNICAL DRAWINGS

